

Jacoby-Tarbox's full ASME rated line of flanged bulls-eye sight flows have been engineered per the design criteria of the ASME B31.1 & 31.3 Power & Chemical Piping Codes, incorporating all ASTM listed materials for the pressure retaining components: bodies, fasteners, and retainers. This standard setting group of features include full ASME code compliance with regards to yield criteria, materials, and pressure / temperature ratings.

“Out-of-the-box Compliance”

ASME B31.1 & B31.3
CRN – All Provinces
API 614
NACE MR0175 / ISO15156-1 MRO103*
PED (Specify when ordering for proper tagging)

* All Wetted Metals



Process View Maximized

View matches or exceeds pipe inside diameter, allowing 100% unobstructed process observation of liquids, slurries, gases and solids.

Minimal Pressure Drop

Non-rotor models have unrestricted flow as all internal openings are no smaller than the pipe's inside diameter.

Safely View process properties such as color, clarity, air entrainment, and interface.

Economically View drain, lube, hydraulic, condensate, food and return lines.
















Standard Features:

- Single window tempered borosilicate (1 per side / 2 total)
- Body with integrally cast ASME flanges up to 8" (DN 200)
- 100% Hydrotest (See schedule T100.35)

Window and Shield Options:

- FM Approved dual window tempered borosilicate (2 per side / 4 total)
- UniShield® Window Protection - bonded PFA shielding for chemical resistance
- UniGlas® fused safety windows*

* Over 35 years without a single failure – ask us for details.

	Plain 	Flapper 	Rotor 	Drip 	Gas Indicator 
Class 150	910-FA(NF)	910-FA	935-FA	608-FA	910-FA-GI
Indicator	None	316 Weighted Flapper with 316 Pin	PTFE Rotor with 316 Pin	316 Drip Tube	Ultralight Weight PTFE Indicator with 316 Mount
Flow	Bi-Directional 	Uni-Directional 	Bi-Directional 	Uni-Directional 	Uni-Directional 
Orientation	Horizontal or Vertical 	Horizontal or Vertical Upward 	Horizontal or Vertical 	Vertical Downward or Horizontal 	Horizontal or Vertical Upward 
Application	Observe presence or absence of fluid	Flow changes by flapper position	Indicates relative process velocity by rotation speed	Condensing gasses (drip) or partially full liquid lines	Gas flows. Low velocity liquid flow in full lines

Part Number Matrix Class 150 Flanged Bulls-Eye Sight Flow Indicators

Single Window Models

(1 per side / 2 total)
Up to 290 psig (20.0 Bar)
Drawing T400.02

MODEL	CODE
910-FA(NF)	TZA-
910-FA	TZA-
608-FA	TZB-
935-FA	TZF-



Dual Window Models

(2 per side / 4 total)
Up to 290 psig (20.0 Bar)
Drawing T400.02

MODEL	CODE
910-FA-DW(NF)	TZD-
910-FA-DW	TZD-
608-FA-DW	TZE-
935-FA-DW	TZT-



C O D E S	Model	Size	Wetted Metal	Body	Indicator	Window	Gasket	Non-Wetted	Faceplate

Size	Code	Size	Code
1/2"	08	4"	24
3/4"	10	6"	28
1"	12	8"	30
1-1/2"	16	10"	32
2"	18	12"	34
2-1/2"	20	14"	36
3"	22	16"	38

Faceplate	Code
Jacoby-Tarbox	1

Body Material	(Max Temp)	Code
Carbon Steel (WCB)	(1000F/537C)	C
316 SS (CF8M)	(1500F/815C)	S
Bronze (B61)	(450F/232C)	B
316L SS (CF3M)	(1500F/815C)	6L
Hastelloy® C (CW12MW)	(1300F/704C)	HC
Alloy 20 (CN7M)	(600F/577C)	A
Monel® (M-35-1)	(900F/482C)	M
Duplex SS	Consult Factory Code	

Consult Factory for special requirements.

Body Material	Code
Standard ASME Flange	1
PFA Lined Body	2
Body w/ 1/2" Coupling	3
Body w/ 3/4" Coupling	4
Body w/ 1" Coupling	5
3-Way	W

Indicator Choices for 910's & 608's	Code
No Flapper = Plain (910 only)	0
316SS Flapper (910) / 316 Drip (608)	1
PTFE Drip (608) / PTFE Flutter (910)	2
Gas Indicator	

Note: PTFE lined indicator required for PFA lined units

Indicator Choices for 935's	Code
Standard PTFE Rotor	1
316 SS Rotor - (See Note)	2

Note: ONLY use when PTFE is not compatible when process or temperature exceeds 500F (260C)

Material Note:
"Window Material",
"Trim Material", and for
Quartz, "Gasket Material",
must be coordinated.
Match Destination
" T " = Tempered
" Q " = Quartz
" U " = UniGlas®
*Only use number in code

Trim Material	Code	
Carbon Steel (T-Boro Window)	1	T
316 SS (T-Boro Window)	2	T
Carbon Steel (Quartz Window)	4	Q
316 SS (Quartz Window)	5	Q
Carbon Steel (UniGlas Window)	6	U
316 SS (UniGlas Window)	7	U

Note: All steel trim limited to 600F (277C)

Gasket Material	(Max Temp)	Code	
Neoprene	(250F/121C)	1	
Gylon® 3545	(500F/260C)	2	
Fiber (IFG® 5500)	(550F/287C)	3	
Graphite	(>800F/426C)	4	Q
Viton	(350F/177C)	5	

Window Material	(Max Temp)	Code	
Tempered Boro Glass	(500F/260C)	1	T
T-Boro with UniShield®	(500F/260C)	2	T
Quartz Glass	(2012F/1100C)	4	Q
UniGlas w/ Steel Ring	(600F/315C)	5	U
UniGlas w/ Hast C Ring	(600F/315C)	6	U
UniGlas w/ Duplex SS Ring	(532F/277C)	9	U

Rating Notes:

Design Temperature: Unit Temperature rating based on the lowest "Max Temperature" of selected components (ie. body, glass, gaskets)

Design Pressure: Actual Unit Pressure rating based on body material as defined by ASME B16.5 material group.